

1.0 KEY FUND INFORMATION

1.1 Shariah Concept	1.2 Investment Currency	1.3 Fund Inception
Mudarabah	Ringggit Malaysia	June 2015

1.4 Product Classification

Unrestricted Investment Account refers to a type of investment account whereby the Investment Account Holder (IAH), without specifying any particular restrictions or conditions, provides the Bank with the mandate to make the ultimate decision to invest.

1.5 Investment Objectives

To invest in a low risk Investment Account (IA) that encourages savings while having an opportunity to win prizes via monthly, quarterly and regional draws. IAH may visit www.bankislam.com.my to view the list of winners.

1.6 Investment Strategies

Invest in secured retail financial assets. Currently, the Bank invests in its existing House and Fixed Asset (HFA) Financing Portfolio which is aimed at protecting the investment.

1.7 Nature of Investment Account

On demand, whereby IAHs are able to withdraw at any given point in time.

1.8 Investment Asset Allocation

The Bank will allocate IAH's fund in its existing House and Fixed Asset Financing Portfolio that generates stable profits.

1.9 Valuation of Allocated Asset

To be carried out on a monthly basis as part of the process to determine the returns to the IAH. The returns on this investment account will be affected by the performance of the allocated assets including, but not limited to, the quality of assets (i.e. impairment) and movement of Effective Profit Rate (EPR) in relation to financing assets that are priced based on floating rate methods etc. The principal and returns are not guaranteed and an IAH may be exposed to a risk of no returns at all. This investment account is not protected by Perbadanan Insurans Deposit Malaysia (PIDM).

However, the product structure is designed to mitigate the risk of losing the principal amount. In the event of a liquidation scenario, the IAHs are ranked ahead of depositors.

1.10 Distribution Policy

Profit will be distributed on a monthly basis, but will be calculated on a daily basis. The profit is based on the performance of the House and Fixed Asset Financing Portfolio.

1.11 Statement on Any Changes

There have been no changes in the investment objectives, strategies, restrictions and limitations during the quarter period.

1.12 Investor Profile

- Category of investors:
 - Individuals (Residents and Non-Residents)
 - Non-Individuals (Business/Other entities)
- Investors with low risk tolerance
- Investors who desire to win prizes
- Investors with either a short or medium term investment horizon
- Investors who require a portfolio of Shariah-compliant investments

Note: Investors are advised to carefully consider all risk factors before making an investment decision. Investors will be exposed to the following risks; market risk, credit risk, liquidity risk, operational risk and legal risk. Please visit Bank Islam's website for further explanation of each risk.

2.0 RISK STATEMENT

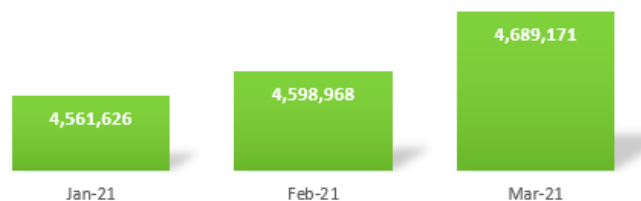
The Board of Directors of Bank Islam has the ultimate responsibility to manage risks related to its operations and business activities by setting risk appetite and tolerance levels that are consistent with the Bank's overall business objectives and desired risk profile. The Board Risk Committee, which is assisted by the Risk Management Divisions, ensures that there is an effective oversight on development of strategies, policies, procedures and infrastructure to manage the Bank's risks.

3.0 FUND PERFORMANCE

3.1 Fund Size and Growth

As at March 2021, Al-Awfar account fund balance was recorded at RM 4.7 billion.

Al-Awfar Investment Account Fund Size RM'000



3.2 Rate of Return

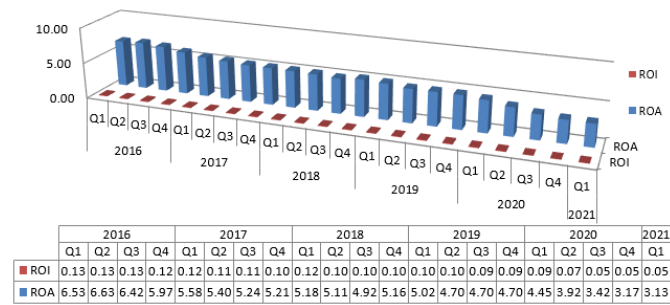
Position 2021	Return on Asset (ROA)* % (p.a.)	Profit Sharing Ratio (Customer: Bank)	Return on Investment (ROI) % (p.a.)
January	3.11%	2 : 98	0.05%
February	3.11%	2 : 98	0.05%
March	3.17%	2 : 98	0.05%

* ROA - allocated assets of the fund.

Note:

For further illustration, please refer to the Product Disclosure Sheet (PDS), Terms & Conditions and Investment Confirmation Notice (where applicable).

3.3 Historical Rate of Return



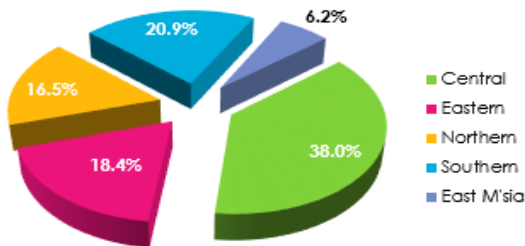
Note: The rates above are average annual rate of return on quarterly basis in percentage (%)

3.4 Income Statement

Profit & Loss Statement for the Quarter ended 31 March 2021			
	January	February	March
	RM'000	RM'000	RM'000
Profit from financing	12,541	12,018	13,122
Direct expenses*	-	-	-
Allowance for impairment on financing	(718)	(942)	(600)
Total Profit	11,823	11,076	12,522
Return on Asset (p.a.)	3.11%	3.11%	3.17%
Return on Investment (p.a.)	0.05%	0.05%	0.05%

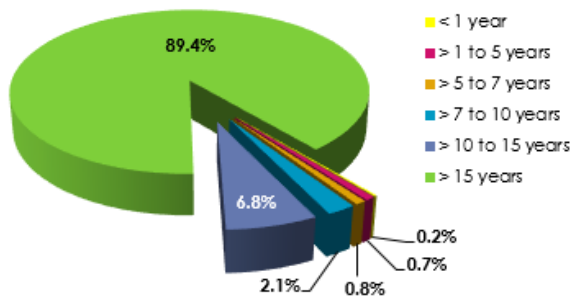
*Currently there are no charges imposed to this fund.

3.5 House and Fixed Asset Financing Portfolio by Geographical Location in Malaysia



A total of 38.0% of the total House and Fixed Asset Financing Portfolio originates from the Central region. This reflects the concentration of the HFA portfolio to developed areas such as the Klang Valley.

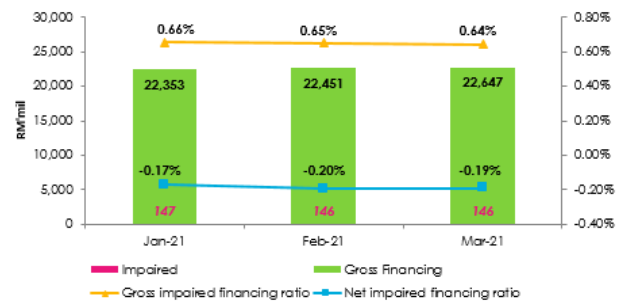
3.6 House and Fixed Asset Financing Portfolio by Remaining Maturity of Facilities



The majority of the House and Fixed Asset Financing Portfolio has a maturity of more than 15 years. This will ensure stability in the profit stream of the HFA portfolio which can then benefit the investment return expectations, especially for long-term IAH.

THE FUND PERFORMANCE REPORT IS PROVIDED SOLELY FOR THE BENEFIT OF THE INVESTMENT ACCOUNT HOLDERS AND IS NOT TO BE COPIED, QUOTED OR REFERRED TO IN WHOLE OR IN PART WITHOUT BANK ISLAM'S PRIOR WRITTEN CONSENT. BANK ISLAM ACCEPTS NO RESPONSIBILITY TO ANYONE OTHER THAN THE PARTIES IDENTIFIED IN THE FUND PERFORMANCE REPORT FOR THE INFORMATION CONTAINED IN THIS DOCUMENT

3.7 Asset Quality of House and Fixed Asset Financing Portfolio



The portfolio's low impaired financing ratio reflects strong asset quality.

4.0 ECONOMIC REVIEW AND PROSPECT

Mobility in Malaysia has been less restrictive as the government has eased movement restrictions, enabling more business activities to be carried out. As such, business sentiment has also improved as shown by Malaysia's Manufacturing Purchasing Manager's Index (PMI) inched higher to 49.9 points in March from 47.7 points in February underpinned by the stabilisation in operating conditions and rising global trade in line with the anticipated economic recovery this year. Apart from that, the Industrial Production Index (IPI) increased by 1.5% year-on-year (y-o-y) in February (January: 1.2%). Moreover, Malaysia's exports jumped by 17.6% y-o-y in February, extending the 6.6% gains in the preceding month. Overall, BNM expects Malaysia's GDP to grow in a range of 6.0% to 7.5% in 2021 after contracting by 5.6% in 2020. Notwithstanding this, the recent surge in Covid-19 cases in Europe and India warrants a cautious on how the economy will grow in the coming months.

5.0 PROPERTY MARKET AND HOUSE AND FIXED ASSET PORTFOLIO REVIEW

According to data published by the National Property Information Centre's (NAPIC), property market sector recorded a significant decline in 2020 compared to 2019. It was reported that the property market sector recorded 295,968 transaction worth RM119.08 billion in 2020, a decrease by 9.9% in volume and 15.8% in value as compared to 2019 (328,647;RM14.4billion). The residential segment remains the mainstay of the property market with 64.7% of total transaction. The residential sub-sector's market recorded 191,354 transactions worth RM65.87billion, down by 8.6% in volume and 9.0% in value as compared to 2019 (209,295;RM72.41billion). By price range, Demand continued to focus on RM300,000 and below, as indicated by almost 61.7% of the total residential transactions, followed by RM300,001 to RM500,000 (21.9%). Majority of the demand comes from terraced houses with 41.0% of total transactions. Of the total, Selangor recorded the highest residential transaction (23.0%) in volume and 33.0% in value (44,034;RM21.72billion). There were 47,178 units launched in 2020, against nearly 60,000 units in 2019. Terraced houses dominated the new launches with 43.1% (20,353 units), followed by condominium/apartment units at 39.7% (18,717 units). Sales performance was modest at 28.7% in 2020, lower than 2019 at 40.4%. As at Q42020, the number of residential overhang dropped in term of volume. There were 29,565 units worth RM18.92billion, a decrease of 3.6% in volume. However, value increased by 0.5% as compared to Q42019 (30,664;RM18.82billion). Johor retained the highest number and value of overhang in the country with 23.8% (7,030 units). The Malaysian House Price Index (MHPI) in 2020 stood at 199.3 points (RM429,877). The property market performance especially residential subsector will continue to be affected by affordability and overhang issues and also slowing the economy.

Bank Islam's Housing and Fixed Asset (HFA) portfolio stood at RM22.65 billion in March, increasing by 0.9% month-on-month (m-o-m) from

RM22.45 billion in the previous month. During 1Q2021, HFA portfolio rose by 1.8% quarter-on-quarter (q-o-q), higher from RM22.25 billion in 4Q2020 (1Q2021: RM22.65 billion). Lower financing rate environment, coupled with a string of house ownership incentives have accelerated the buying plans of prospective buyers despite Covid-19 crisis. Meanwhile, Gross Impairment Ratio (GIR) declined to 0.64% in March from 0.65% in the preceding month. This is much lower as compared to 1.59% at the industry level as of February 2021. As such, the financing repayment trend is expected to improve following gradual recovery in economic activities and labour market conditions.