

1.0 KEY FUND INFORMATION

1.1 Shariah Concept	1.2 Investment Currency	1.3 Fund Inception
Wakalah	Ringgit Malaysia	June 2015

1.4 Product Classification

Unrestricted Investment Account - refers to a type of investment account whereby the Investment Account Holder (IAH), without specifying any particular restrictions or conditions, provides the Bank with the mandate to make the ultimate decision to invest.

1.5 Investment Objectives

To generate moderate returns over an agreed period of the investment based on the underlying risk profile of the assets

1.6 Investment Strategies

- To ensure investment is within the investment objective of the Fund with its asset allocation safeguarding the investment portfolio.
- Currently, the Bank invests in its existing House and Fixed Asset Financing (HFA) Portfolio which is aimed at protecting the principal and generating stable returns.

1.7 Nature Of Investment Account

Term Investment Account. The minimum investment tenure is 1 day to a maximum of 10 years.

1.8 Investment Asset Allocation

The Bank will allocate IAH's funds in its existing House and Fixed Asset Financing Portfolio that generates stable profits

1.9 Valuation of Allocated Asset

To be carried out on a monthly basis as part of the process to determine the returns to the IAH. The returns on this investment account will be affected by the performance of the allocated assets including, but not limited to, the quality of assets (i.e. impairment) and movement of Effective Profit Rate (EPR) in relation to financing assets that are priced based on floating rate methods etc. The principal and returns are not guaranteed and an IAH may be exposed to a risk of no returns at all. This investment account is not protected by Perbadanan Insurans Deposit Malaysia (PIDM). However, the product structure was designed to mitigate the risk of losing the principal amount. In the event of a liquidation scenario, the IAHs are ranked ahead of depositors.

1.10 Distribution Policy

Profit will be paid upon maturity or any payment frequency (for IAH with tenure over 15 months), as agreed by the Bank and Investor (e.g. monthly / quarterly / half-yearly / yearly basis).

1.11 Statement On Any Changes

There have been no changes in the investment objectives, strategies, restrictions and limitations during the quarter period.

1.12 Investor Profile

- Category of investors:
 - Corporate Customers
 - Government Agencies
 - Government Accounts
 - Universities
 - Companies, SMEs, and Partnerships
 - Other Business & Non-Business Entities
- Investors with either a short or medium term investment horizon
- Investors who require a portfolio of Shariah-compliant investments
- Investors with low risk tolerance
- Investors who seek stable profits

Note: Investors are advised to carefully consider all risk factors before making an investment decision. Investors will be exposed to the following risks; market risk, credit risk, liquidity risk, operational risk, and legal risk. Please visit Bank Islam's website for further explanation of each risk.

2.0 RISK STATEMENT

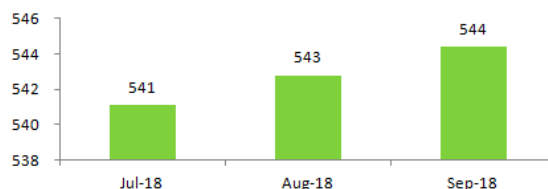
The Board of Directors of Bank Islam has the ultimate responsibility to manage risks related to its operations and business activities by setting risk appetite and tolerance levels that are consistent with the Bank's overall business objectives and desired risk profile. The Board Risk Committee, which is assisted by the Risk Management Division, ensures that there is an effective oversight on development of strategies, policies, procedures and infrastructure to manage the Bank's risks.

3.0 FUND PERFORMANCE

3.1 Fund Size and Growth

As at September 2018, Waheed Investment Account fund balance was recorded at RM 544,000-00

**Waheed Investment Account
Fund Size RM'000**



3.2 Rate of Return

Position 2018	Return on Asset (ROA)* % (p.a.)	Return on Investment (ROI) % (p.a.)
July	4.70%	Based on the agreed expected return upon placement of fund, subject to Terms & Conditions
August	4.56%	
September	4.60%	

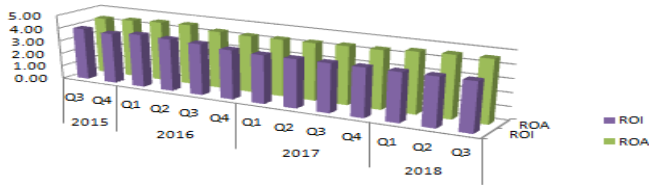
* ROA - allocated asset of the fund.

Note:

For further illustration, please refer to the Product Disclosure Sheet (PDS), Terms & Conditions and Investment Confirmation Notice.

"THE FUND PERFORMANCE REPORT IS PROVIDED SOLELY FOR THE BENEFIT OF THE INVESTMENT ACCOUNT HOLDERS AND IS NOT TO BE COPIED, QUOTED, OR REFERRED TO IN WHOLE OR IN PART WITHOUT BANK ISLAM'S PRIOR WRITTEN CONSENT. BANK ISLAM ACCEPTS NO RESPONSIBILITY TO ANYONE OTHER THAN THE PARTIES IDENTIFIED IN THE FUND PERFORMANCE REPORT FOR THE INFORMATION CONTAINED IN THIS DOCUMENT"

3.3 Historical Rate of Return



	2015				2016				2017				2018		
	Q3	Q4	Q1	Q2	Q3	Q4	Q1	Q2	Q3	Q4	Q1	Q2	Q3		
ROI	3.97	3.85	4.04	3.97	3.89	3.72	3.64	3.64	3.65	3.65	3.64	3.65	3.65		
ROA	4.35	4.45	4.55	4.60	4.34	4.27	4.29	4.31	4.37	4.37	4.54	4.61	4.62		

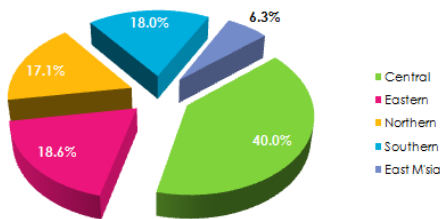
Note: The rates above are average annual rate of return on quarterly basis in percentage (%)

3.4 Income Statement

Profit & Loss Statement for the Quarter ended 30 September 2018			
	July	August	September
	RM'000	RM'000	RM'000
Profit from financing	2	2	2
Direct expenses*	-	-	-
Allowance for impairment on financing	(0)	(0)	(0)
Total Profit	2	2	2
Return on Asset (p.a.)	4.70%	4.56%	4.60%
Return on Investment (p.a.)	Based on the agreed expected return upon placement of fund, subject to Terms & Conditions		

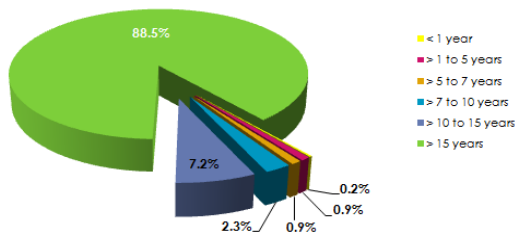
*Currently there are no charges imposed to this fund

3.5 House and Fixed Asset Financing Portfolio by Geographical Location in Malaysia



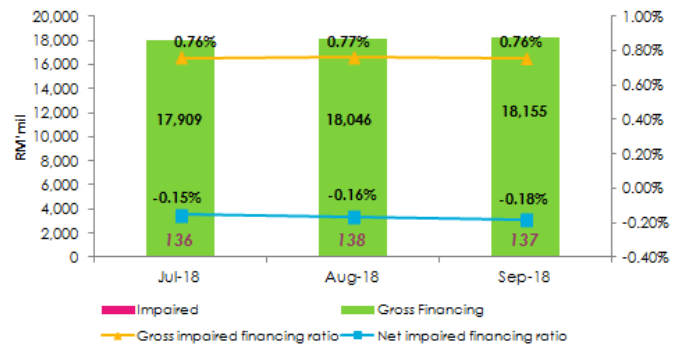
A total of 40.0% from the total House and Fixed Asset Financing Portfolio originates from the Central region. This reflects the concentration of HFA portfolio to the developed areas such as the Klang Valley.

3.6 House and Fixed Asset Financing Portfolio by Remaining Maturity of Facilities



The majority of the House and Fixed Asset Financing Portfolio has a maturity of more than 15 years. This will ensure stability in profit stream of HFA portfolio which can then benefit the investment return profile especially for long-term IAH.

3.7 Asset Quality of House and Fixed Asset Financing Portfolio



The portfolio's low impaired financing ratio reflects strong asset quality.

4.0 ECONOMIC REVIEW AND PROSPECTS

External events have been increasingly volatile during the third quarter following the escalation of the trade war instigated by the US government. The trade friction was more apparent with China as the US government has continued to increase the tariff coverage since July this year. Meanwhile, the Malaysian economy grew 4.5% y-o-y in the 2Q2018 (1Q2018: 5.4%), lower than the consensus estimates of 5.2%. During the announcement of the third quarter GDP, the BNM has revised its 2018 GDP forecast from 5.5% - 6.0% to 5.0% as the external environment has become uncertain.

5.0 PROPERTY MARKET AND HFA PORTFOLIO REVIEW

According to the National Property Information Centre's (NAPIC) 1H2018 report, it was reported that the property market sector recorded 149,889 transactions worth RM67.74 billion, down by 2.4% and 0.1% in volume and value respectively compared to 1H2017. The residential segment remains the mainstay of the property market with 62.8% of total transactions and 46.7% of total value. However, the residential segment saw some pressure from soft market conditions as 1H2018 transaction volume and value dropped by 0.8% and 3.6% respectively year-on-year. Residential overhang stood at 29,277 units with a value of RM17.24 billion, increasing by 18.3% and 10.2% in volume and value respectively compared to end of 2017, of which the majority of the units are houses priced above RM300,000. Flats/ Condos/ Apartments and terraced houses contributed the highest number of overhang residential properties. Due to rising supply of residential properties, particularly condominium and apartment units in Kuala Lumpur, there have been drops in rental rates, generally by around 5%-10%. Nevertheless, rental firmed up in prominent choice locations especially high rise units located in the proximity of higher learning institutions and along LRT and MRT routes.

Bank Islam's HFA portfolio continues to grow amidst the excess supply conditions in the property market. Total HFA financing expanded from RM18,046 million in August 2018 to RM18,155 million in September 2018, representing an increase of 0.6% month-on-month. While expanding, the impaired financing ratio fell from 0.77% in August to 0.76% in September, suggesting asset quality remains intact. In view of challenging prospects in the property market, Bank Islam will continue to exercise prudence in its underwriting standards. This is reflected in Bank Islam's impaired ratio which remains below the industry standard of 1.07% as of August 2018.

"THE FUND PERFORMANCE REPORT IS PROVIDED SOLELY FOR THE BENEFIT OF THE INVESTMENT ACCOUNT HOLDERS AND IS NOT TO BE COPIED, QUOTED, OR REFERRED TO IN WHOLE OR IN PART WITHOUT BANK ISLAM'S PRIOR WRITTEN CONSENT. BANK ISLAM ACCEPTS NO RESPONSIBILITY TO ANYONE OTHER THAN THE PARTIES IDENTIFIED IN THE FUND PERFORMANCE REPORT FOR THE INFORMATION CONTAINED IN THIS DOCUMENT"