

1.0 KEY FUND INFORMATION

1.1 Shariah Concept 1.2 Investment Currency 1.3 Fund Inception

Mudarabah Ringgit Malaysia June 2015

1.4 Product Classification

Unrestricted Investment Account refers to a type of investment account whereby the Investment Account Holder (IAH), without specifying any particular restrictions or conditions, provides the Bank with the mandate to make the ultimate decision to invest.

1.5 Investment Objectives

To invest in a low risk Investment Account (IA) that encourages savings while having an opportunity to win prizes via monthly, quarterly and regional draws. IAH may visit www.bankislam.com.my to view the list of winners.

1.6 Investment Strategies

Invest in secured retail financial assets. Currently, the Bank invests in its existing House and Fixed Asset (HFA) Financing Portfolio which is aimed at protecting the investment.

1.7 Nature of Investment Account

On demand, whereby IAHs are able to withdraw at any given point in time.

1.8 Investment Asset Allocation

The Bank will allocate IAH's fund in its existing House and Fixed Asset Financing Portfolio that generates stable profits.

1.9 Valuation of Allocated Asset

To be carried out on a monthly basis as part of the process to determine the returns to the IAH. The returns on this investment account will be affected by the performance of the allocated assets including, but not limited to, the quality of assets (i.e. impairment) and movement of Effective Profit Rate (EPR) in relation to financing assets that are priced based on floating rate methods etc. The principal and returns are not guaranteed and an IAH may be exposed to a risk of no returns at all. This investment account is not protected by Perbadanan Insurans Deposit Malaysia (PIDM).

However, the product structure is designed to mitigate the risk of losing the principal amount. In the event of a liquidation scenario, the IAHs are ranked ahead of depositors.

1.10 Distribution Policy

Profit will be distributed on a monthly basis, but will be calculated on a daily basis. The profit is based on the performance of the House and Fixed Asset Financing Portfolio.

1.11 Statement on Any Changes

There have been no changes in the investment objectives, strategies, restrictions and limitations during the quarter period.

1.12 Investor Profile

- Category of investors:
 - Individuals (Residents and Non-Residents)
 - Non-Individuals (Business/Other entities)
- Investors with low risk tolerance
- Investors who desire to win prizes
- Investors with either a short or medium term investment horizon
- Investors who require a portfolio of Shariah-compliant investments

Note: Investors are advised to carefully consider all risk factors before making an investment decision. Investors will be exposed to the following risks; market risk, credit risk, liquidity risk, operational risk and legal risk. Please visit Bank Islam's website for further explanation of each risk.

2.0 RISK STATEMENT


The Board of Directors of Bank Islam has the ultimate responsibility to manage risks related to its operations and business activities by setting risk appetite and tolerance levels that are consistent with the Bank's overall business objectives and desired risk profile. The Board Risk Committee, which is assisted by the Risk Management Divisions, ensures that there is an effective oversight on development of strategies, policies, procedures and infrastructure to manage the Bank's risks.

3.0 FUND PERFORMANCE

3.1 Fund Size and Growth

As at December 2019, Al-Awfar account fund balance was recorded at RM 2.9 billion.

Al-Awfar Investment Account Fund Size RM'000



3.2 Rate of Return

Position 2019	Return on Asset (ROA)* % (p.a.)	Profit Sharing Ratio (Customer: Bank)	Return on Investment (ROI) % (p.a.)
October	4.66%	2 : 98	0.09%
November	4.72%	2 : 98	0.09%
December	4.70%	2 : 98	0.09%

* ROA - allocated assets of the fund.

Note:

For further illustration, please refer to the Product Disclosure Sheet (PDS), Terms & Conditions and Investment Confirmation Notice (where applicable).

3.3 Historical Rate of Return



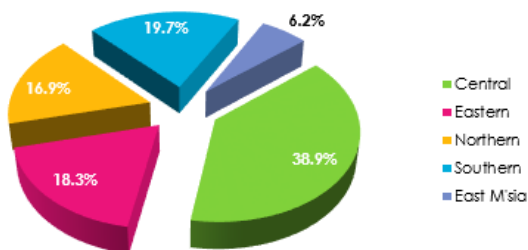
Note: The rates above are average annual rate of return on quarterly basis in percentage (%)

3.4 Income Statement

Profit & Loss Statement for the Quarter ended 31 December 2019			
	October	November	December
	RM'000	RM'000	RM'000
Profit from financing	11,070	10,703	11,500
Direct expenses*	-	-	-
Allowance for impairment on financing	(218)	(129)	(187)
Total Profit	10,852	10,574	11,313
Return on Asset (p.a.)	4.66%	4.72%	4.70%
Return on investment (p.a.)	0.09%	0.09%	0.09%

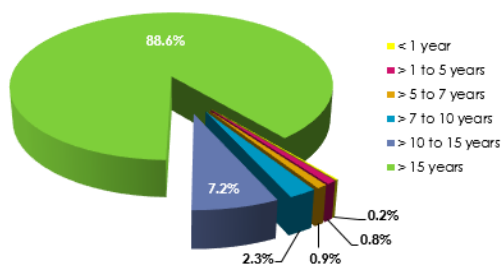
*Currently there are no charges imposed to this fund.

3.5 House and Fixed Asset Financing Portfolio by Geographical Location in Malaysia



A total of 38.9% of the total House and Fixed Asset Financing Portfolio originates from the Central region. This reflects the concentration of the HFA portfolio to developed areas such as the Klang Valley.

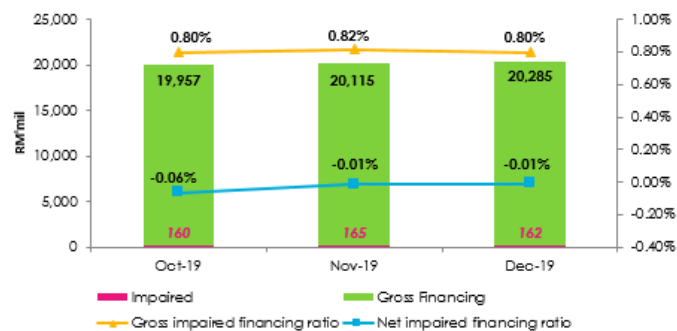
3.6 House and Fixed Asset Financing Portfolio by Remaining Maturity of Facilities



The majority of the House and Fixed Asset Financing Portfolio has a maturity of more than 15 years. This will ensure stability in the profit stream of the HFA portfolio which can then benefit the investment return expectations, especially for long-term IAH.

THE FUND PERFORMANCE REPORT IS PROVIDED SOLELY FOR THE BENEFIT OF THE INVESTMENT ACCOUNT HOLDERS AND IS NOT TO BE COPIED, QUOTED OR REFERRED TO IN WHOLE OR IN PART WITHOUT BANK ISLAM'S PRIOR WRITTEN CONSENT. BANK ISLAM ACCEPTS NO RESPONSIBILITY TO ANYONE OTHER THAN THE PARTIES IDENTIFIED IN THE FUND PERFORMANCE REPORT FOR THE INFORMATION CONTAINED IN THIS DOCUMENT

3.7 Asset Quality of House and Fixed Asset Financing Portfolio



The portfolio's low impaired financing ratio reflects strong asset quality.

4.0 ECONOMIC REVIEW AND PROSPECT

The global economy continues to be plagued by the uncertainties from the ongoing trade war between the US and China. However, recent events suggest the standoff between the two major economies has receded. The "Phase One" deal on 15 January 2020 is expected to improve international trade as China will purchase more products from the US in four key industries namely manufacturing, energy, agricultural and services. Following this, business sentiment across the globe has somewhat improved. The J.P. Morgan Global Manufacturing Purchasing Manager's Index (PMI) has increased from 49.8 points in October to 50.1 points in December (November: 50.3 points) after enduring 6 months of contraction since May 2019. On the domestic front, the Industrial Production Index (IPI) grew moderately by an average rate of 2.4% in the first eleven months of 2019, lower compared to the 3.0% growth in the same period during 2018. Similarly, total exports contracted by 2.1% between January and November last year from 7.5% growth in the same corresponding period in 2018. Against such a backdrop, Malaysia's GDP growth is envisaged to moderate to 4.5% in 2019 from 4.7% growth in 2018.

5.0 PROPERTY MARKET AND HOUSE AND FIXED ASSET PORTFOLIO REVIEW

According to the latest data published by the National Property Information Centre (NAPIC), as at Q3 2019, the property market sector recorded 83,186 transactions worth RM34.6 billion an increase of 5.6% in volume and 4.7% in value as compared to Q3 2018 (78,776; RM33.1 billion). With regard to residential properties, 53,227 transactions worth RM18.1 billion were recorded in Q3 2019, an increase of 6.6% in volume and 2.1% in value as compared to Q3 2018 (49,932; RM17.7 billion). As at Q3 2019, the number of residential overhang dropped after rising in terms of volume and value over the past few years. There were 31,092 units worth RM18.7 billion, a decrease of 3.5% in volume and 5.5% in value as compared to 2018 (32,313; RM19.8 billion). The Malaysian House Price Index (MHPI) Q32019 stood at 195.7 points (RM422,194) up by 0.2% on annual basis.

Bank Islam's Housing and Fixed Asset (HFA) portfolio stood at RM20.29 billion in December, increasing by 0.80% month-on-month (m-o-m) from RM20.12 billion in the preceding month. On a quarterly basis, the HFA portfolio rose by 2.45% quarter-on-quarter (q-o-q), growing from RM19.80 billion in 3Q2019 to RM20.29 billion in 4Q2019. The Gross Impairment Ratio (GIR) remains low and improved further from 1.15% at the industry level as of November, reflecting the prudent credit underwriting standards adopted by Bank Islam. Be that as it may, Bank Islam will continue to be prudent in extending HFA financing in view of the external factors such as the residential property glut and affordability issues.